

Minnesota Student Survey

Mankato Area Public Schools

2010 Data



Minnesota Student Survey

- Given by Minnesota Department of Education
 - Examines cohorts of students as they move through grades 6, 9 and 12
 - Allows state, counties, and communities to compare a variety of at risk behaviors
 - Designed to examine emerging issues and trends over time
- "Opt out" survey for Mankato students



Academics and School Connectedness

- Since 1998 there has been a steady increase in the percent of students intending to go to college or beyond (Page 9)



Academics and School Connectedness

Skipping school (Page 9):

- 7-10% increase over the last ten years in % of sixth grade students skipping school, but this is at or below the state average
- Decrease in 12th graders skipping school



Academics and School Connectedness

Feeling respected and cared for by adults at school

(Page 9-10):

- **Increase in students feeling respected by teachers (except for 12th grade females, which has not changed in past 6 years)**
- **Significant increase in 9th grade students feeling adults at school care about them**
 - **Decrease in 6th grade students feeling adults at school care about them**



Feeling RESPECTED by adults at school (Page 9):

- **Increase in 6th and 9th grade students feeling respected by teachers**
- **The percent of 12th grade females has not changed in past 6 years**
- **12th grade males has decreased 4% in the past 6 years**



Academics and School Connectedness

Feeling CARED FOR by adults at school (Page 10):

- **Over past 6 years, there has been an increase in 9th grade students feeling adults at school care about them**
 - **Males--19% increase**
 - **Females--26% increase**
- **Decrease in 6th grade students feeling adults at school care about them**



Academics and School Connectedness

In 2010, 6th grade male and female students are 8-9% below the state average in the percentage of students who report they have been the target of emotionally hurtful behavior (Page 11)

- 9th grade males are 5 percentage points below the state average



Perceptions of School Safety

Some significant decreases since 2007 in the percentage of students who report they have targeted other students with emotionally hurtful behavior (Page 11)

- At 6th grade, a 10% decrease for males and a 12% decrease for females
- At 9th grade, an 8% decrease for males



Perceptions of School Safety

There is a significant decrease in students' perception that illegal gang activity is a problem at school (Page 12)

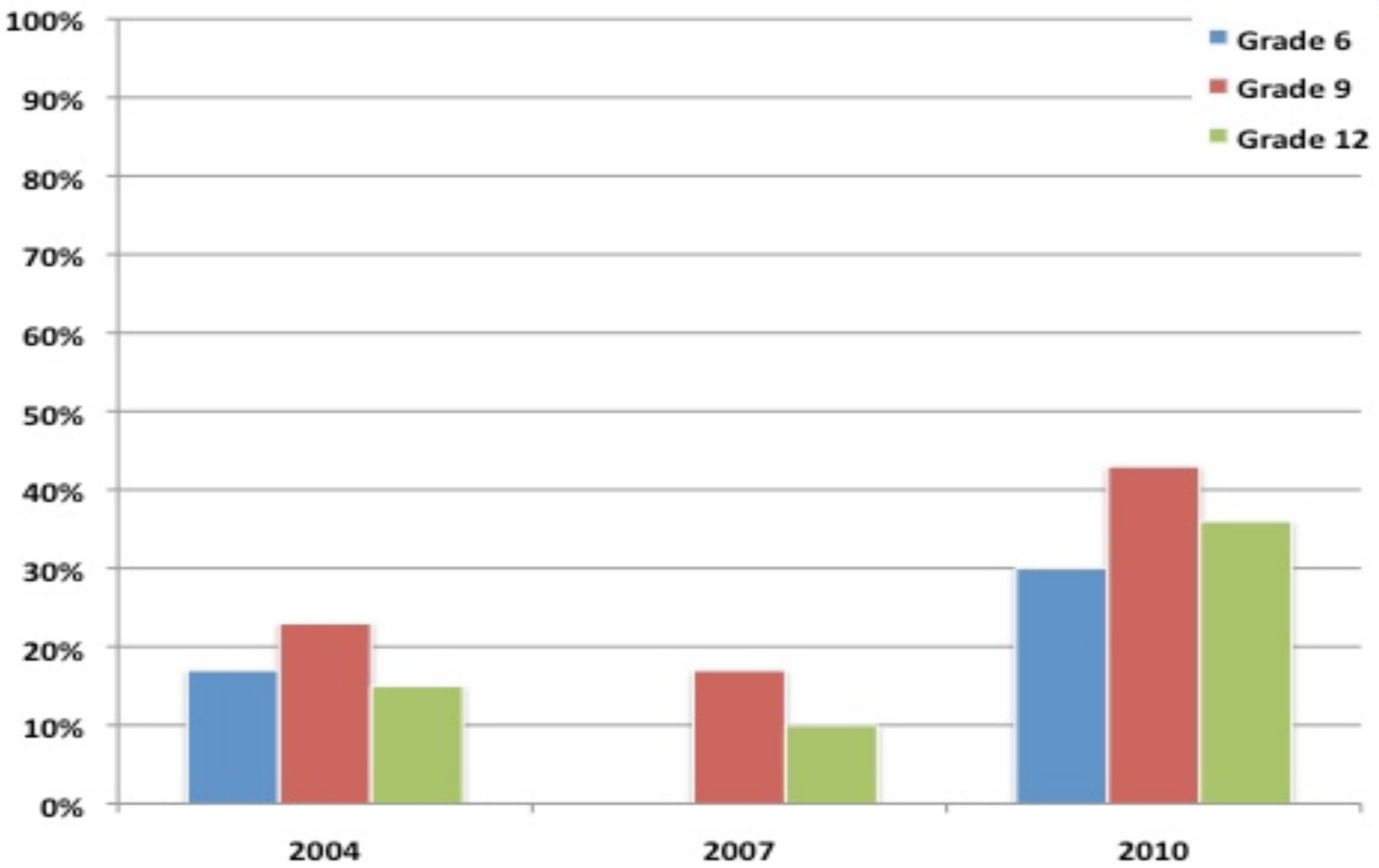
- Over the past six years, there is a 13% decrease for 6th grade males and females, and the % reporting is less than half of the state average
- Since 2004, there is a 5% decrease for 9th grade males and 9% decrease for females
- Over past three years, there is an 8% decrease for 12th grade males and a 5% decrease for females; the % reporting is approximately less than half of the state average



Perceptions of School Safety

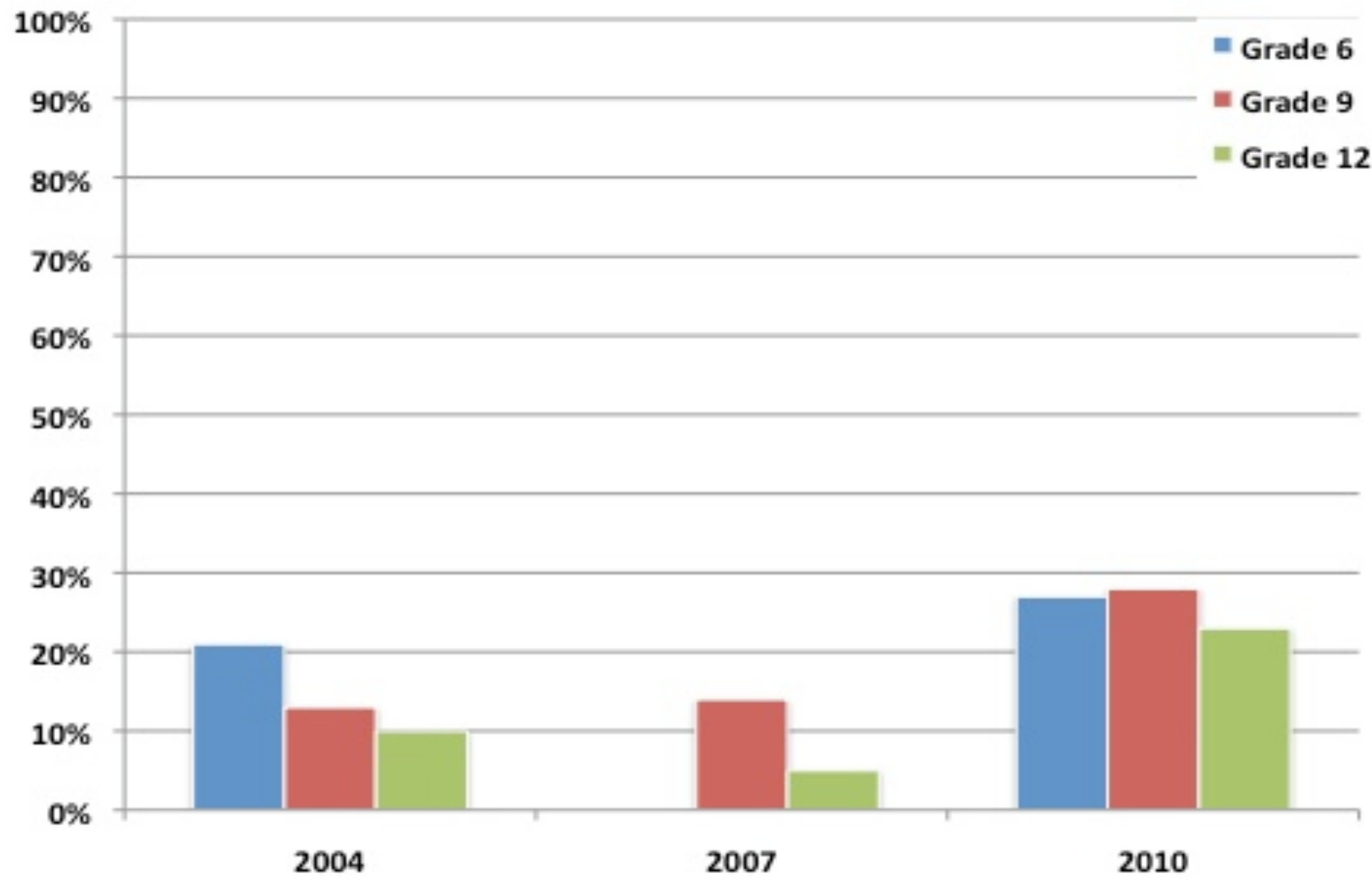
There is a significant increase in the percent of students reporting their property has been stolen or deliberately damaged at school (Page 12)

MALES



There is a significant increase in the percent of students reporting their property has been stolen or deliberately damaged at school (Page 12)

FEMALES



Students' Use of Spare Time

- Since 2007, there has been a decrease in students' participation in the fine arts (Page 15)
- Since 2007, there has been an increase in 12th grade male and female participation in school sports (Page 15)
 - 12th graders are 6-14 %age points above the state average for the % of students who work more than six hours per week (Page 14)

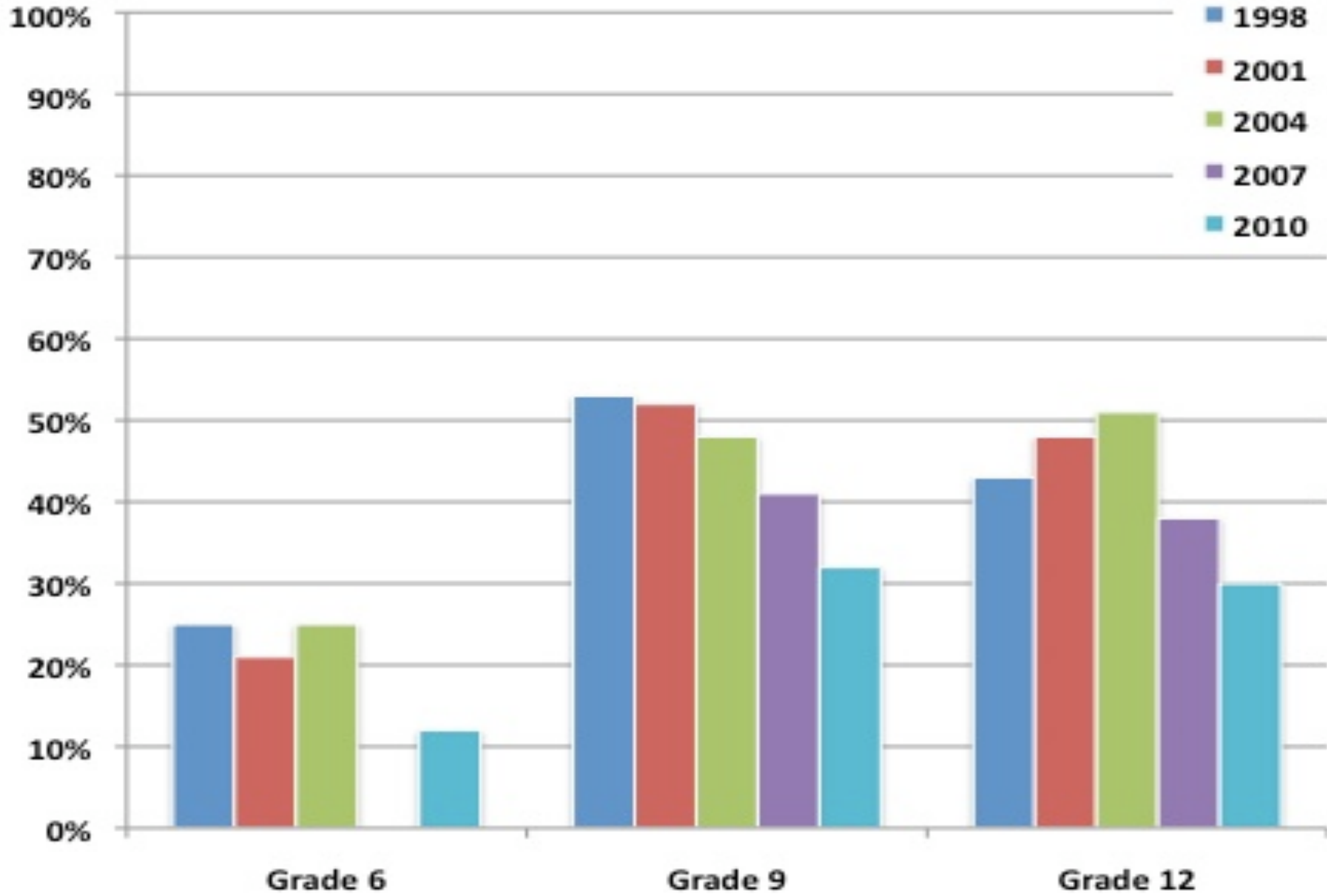


Mental Health

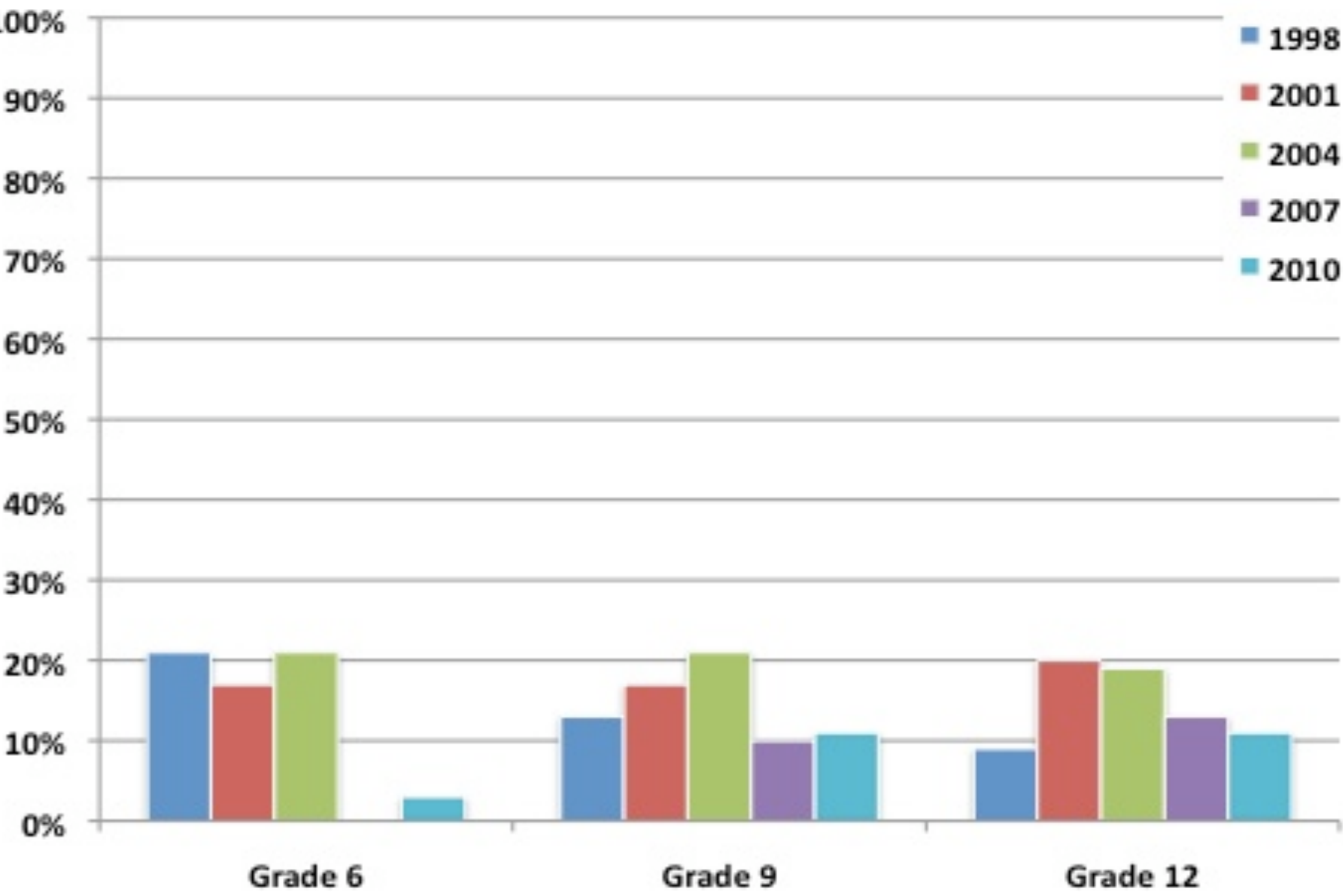
Since 2004, there has been a decrease in the percent of females who have thought of or attempted suicide (Pages 17-18)



Female students who have *thought of* suicide (Page 17)



Female students who have *attempted* suicide (Page 18)



Minnesota Student Survey

- Comprehensive results are compiled in a booklet, "The Mankato Public Schools' Minnesota Student Survey Results," which is available on the MAPS website
 - Contact Gwen Walz, Assessment Coordinator, for further information

gwalz1@isd77.k12.mn.us

507/387-1051

